

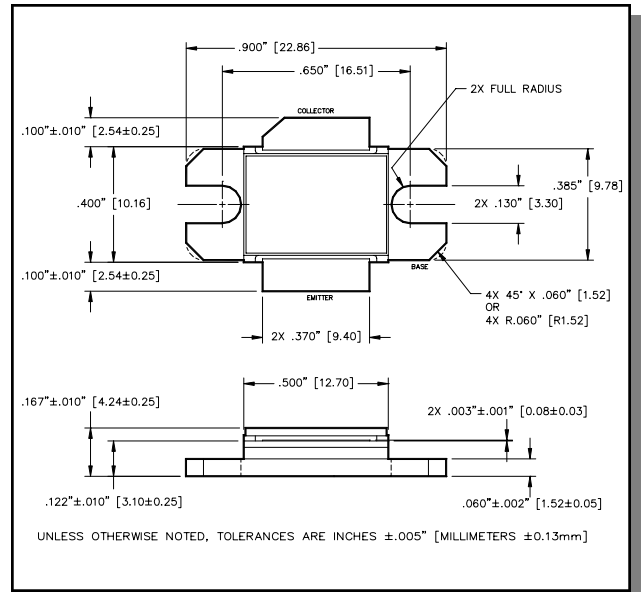
**Radar Pulsed Power Transistor**  
**170W, 2.7-2.9 GHz, 100µs Pulse, 10% Duty**

**M/A-COM Products**  
**Released, 29 Jun 07**

## Features

- NPN silicon microwave power transistors
- Common base configuration
- Broadband Class C operation
- High efficiency inter-digitized geometry
- Diffused emitter ballasting resistors
- Gold metallization system
- Internal input and output impedance matching
- Hermetic metal/ceramic package
- RoHS compliant

## Outline Drawing



## Absolute Maximum Ratings at 25°C

Parameter	Symbol	Rating	Units
Collector-Emitter Voltage	$V_{CES}$	65	V
Emitter-Base Voltage	$V_{EBO}$	3.0	V
Collector Current (Peak)	$I_C$	27	A
Power Dissipation @ +25°C	$P_{TOT}$	500	W
Storage Temperature	$T_{STG}$	-65 to +200	°C
Junction Temperature	$T_J$	200	°C

## Electrical Specifications: $T_C = 25 \pm 5^\circ\text{C}$ (Room Ambient )

Parameter	Test Conditions	Frequency	Symbol	Min	Max	Units
Collector-Emitter Breakdown Voltage	$I_C = 250\text{mA}$		$BV_{CES}$	65	-	V
Collector-Emitter Leakage Current	$V_{CE} = 40\text{V}$		$I_{CES}$	-	10	mA
Thermal Resistance	$V_{CC} = 36\text{V}$ , $P_{in} = 24\text{W}$	$F = 2.7, 2.8, 2.9\text{ GHz}$	$R_{TH(JC)}$	-	0.35	°C/W
Output Power	$V_{CC} = 36\text{V}$ , $P_{in} = 24\text{W}$	$F = 2.7, 2.8, 2.9\text{ GHz}$	$P_{OUT}$	170	-	W
Power Gain	$V_{CC} = 36\text{V}$ , $P_{in} = 24\text{W}$	$F = 2.7, 2.8, 2.9\text{ GHz}$	$G_P$	8.5	-	dB
Collector Efficiency	$V_{CC} = 36\text{V}$ , $P_{in} = 24\text{W}$	$F = 2.7, 2.8, 2.9\text{ GHz}$	$\eta_C$	40	-	%
Input Return Loss	$V_{CC} = 36\text{V}$ , $P_{in} = 24\text{W}$	$F = 2.7, 2.8, 2.9\text{ GHz}$	RL	-	-10	dB
Load Mismatch Tolerance	$V_{CC} = 36\text{V}$ , $P_{in} = 24\text{W}$	$F = 2.7, 2.8, 2.9\text{ GHz}$	VSWR-T	-	2:1	-
Load Mismatch Stability	$V_{CC} = 36\text{V}$ , $P_{in} = 24\text{W}$	$F = 2.7, 2.8, 2.9\text{ GHz}$	VSWR-S	-	1.5:1	-

1

**ADVANCED:** Data Sheets contain information regarding a product M/A-COM is considering for development. Performance is based on target specifications, simulated results, and/or prototype measurements. Commitment to develop is not guaranteed.

**PRELIMINARY:** Data Sheets contain information regarding a product M/A-COM has under development. Performance is based on engineering tests. Specifications are typical. Mechanical outline has been fixed. Engineering samples and/or test data may be available. Commitment to produce in volume is not guaranteed.

- **North America** Tel: 800.366.2266 / Fax: 978.366.2266
  - **Europe** Tel: 44.1908.574.200 / Fax: 44.1908.574.300
  - **Asia/Pacific** Tel: 82.94.844.8296 / Fax: 82.94.844.8298
- Visit [www.macom.com](http://www.macom.com) for additional data sheets and product information.

M/A-COM Inc. and its affiliates reserve the right to make changes to the product(s) or information contained herein without notice.

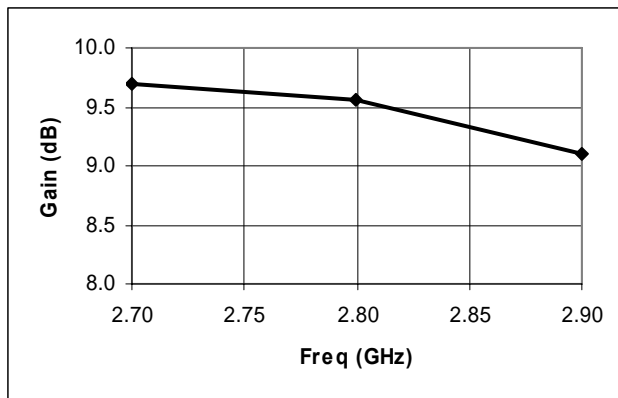
Radar Pulsed Power Transistor  
170W, 2.7-2.9 GHz, 100µs Pulse, 10% Duty

M/A-COM Products  
Released, 29 Jun 07

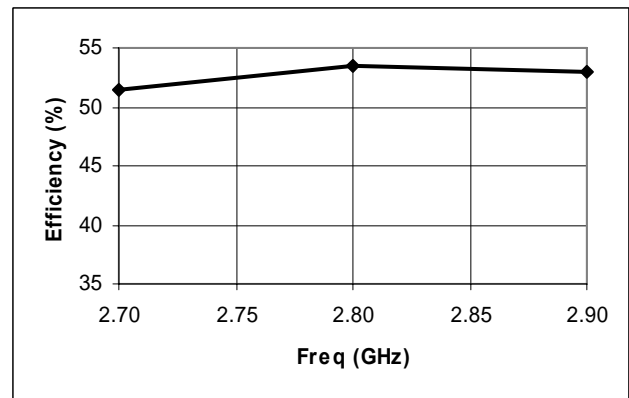
## Typical RF Performance

Freq. (GHz)	Pin (W)	Pout (W)	Gain (dB)	Ic (A)	Eff (%)	RL (dB)	VSWR-S (1.5:1)	VSWR-T (2:1)
2.7	24	224	9.69	12.1	51.4	-15.6	S	P
2.8	24	217	9.56	11.3	53.4	-14.7	S	P
2.9	24	196	9.11	10.3	53.0	-10.6	S	P

## Gain vs. Frequency

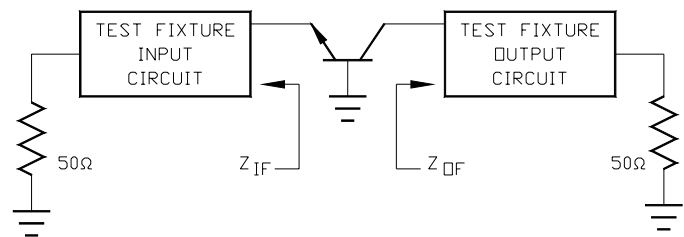


## Collector Efficiency vs. Frequency



## RF Test Fixture Impedance

F (GHz)	Z <sub>IF</sub> (Ω)	Z <sub>OF</sub> (Ω)
2.7	5.1 - j5.1	1.8 - j2.1
2.8	5.2 - j4.7	1.8 - j1.8
2.9	5.3 - j4.3	1.8 - j1.4



**ADVANCED:** Data Sheets contain information regarding a product M/A-COM is considering for development. Performance is based on target specifications, simulated results, and/or prototype measurements. Commitment to develop is not guaranteed.

**PRELIMINARY:** Data Sheets contain information regarding a product M/A-COM has under development. Performance is based on engineering tests. Specifications are typical. Mechanical outline has been fixed. Engineering samples and/or test data may be available. Commitment to produce in volume is not guaranteed.

- **North America** Tel: 800.366.2266 / Fax: 978.366.2266
- **Europe** Tel: 44.1908.574.200 / Fax: 44.1908.574.300
- **Asia/Pacific** Tel: 82.94.844.8296 / Fax: 82.94.844.8298

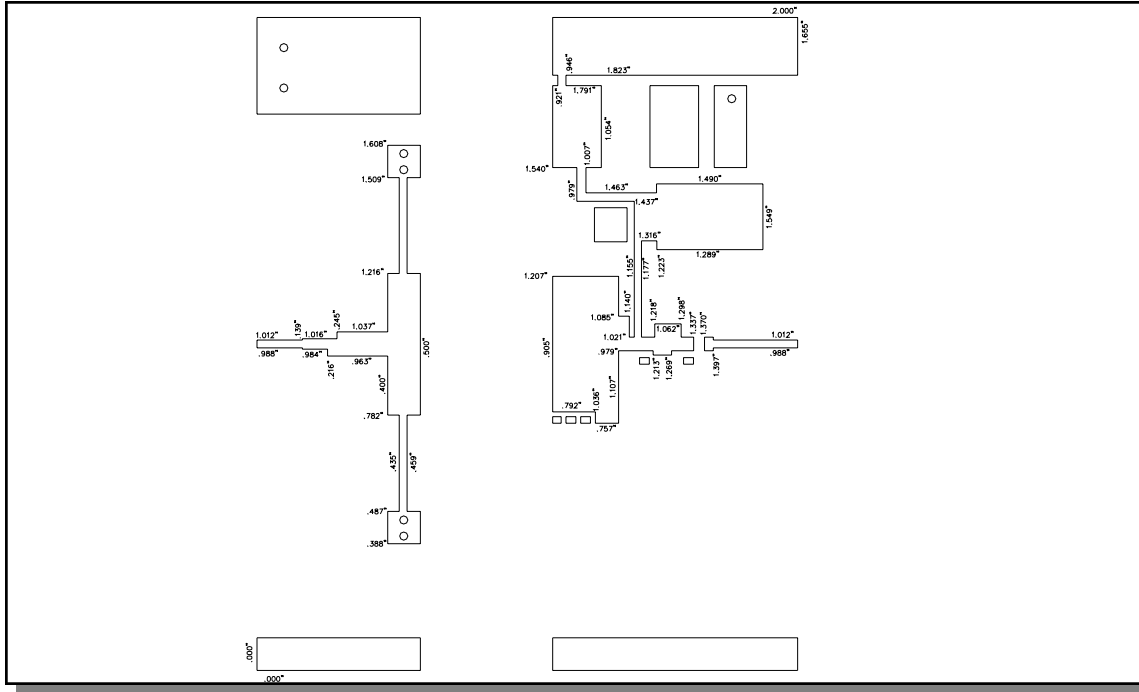
Visit [www.macom.com](http://www.macom.com) for additional data sheets and product information.

M/A-COM Inc. and its affiliates reserve the right to make changes to the product(s) or information contained herein without notice.

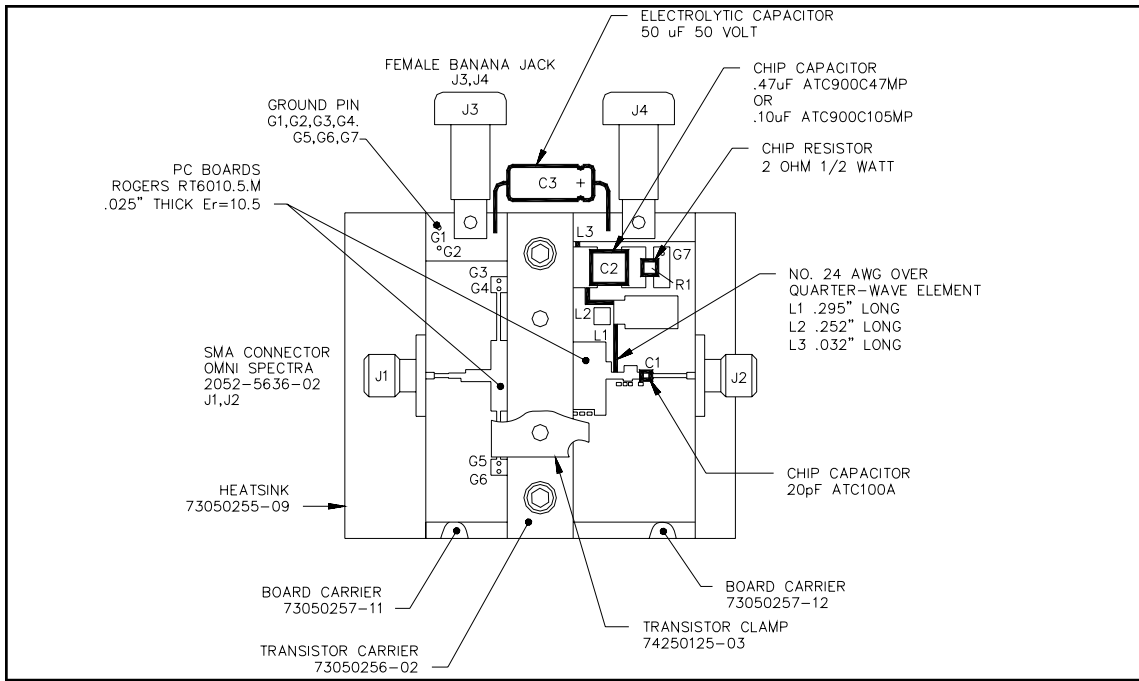
Radar Pulsed Power Transistor  
170W, 2.7-2.9 GHz, 100µs Pulse, 10% Duty

M/A-COM Products  
Released, 29 Jun 07

## Test Fixture Circuit Dimensions



## Test Fixture Assembly



**ADVANCED:** Data Sheets contain information regarding a product M/A-COM is considering for development. Performance is based on target specifications, simulated results, and/or prototype measurements. Commitment to develop is not guaranteed.

**PRELIMINARY:** Data Sheets contain information regarding a product M/A-COM has under development. Performance is based on engineering tests. Specifications are typical. Mechanical outline has been fixed. Engineering samples and/or test data may be available. Commitment to produce in volume is not guaranteed.

- **North America** Tel: 800.366.2266 / Fax: 978.366.2266
- **Europe** Tel: 44.1908.574.200 / Fax: 44.1908.574.300
- **Asia/Pacific** Tel: 82.94.844.8296 / Fax: 82.94.844.8298

Visit [www.macom.com](http://www.macom.com) for additional data sheets and product information.

M/A-COM Inc. and its affiliates reserve the right to make changes to the product(s) or information contained herein without notice.